
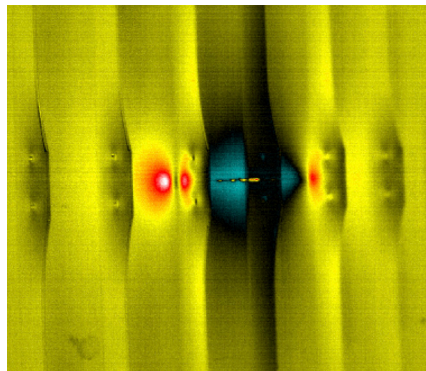


Next Generation Stress Sensing Solutions


Developed in collaboration with the Australian Department of Defence (Defence Science and Technology Group), the 1MILLIKELVIN **LTS-640V** combines advanced uncooled thermal detector and cmos imaging technologies to create an advanced stress visualisation capability, without the complexity.



Visual Image: Complex aircraft wing structure



Stress Image: Stress image showing fatigue crack



Visual-Stress Fusion: Visual-Stress overlay identifying precise location of fatigue crack

A World First

The LTS-640V boasts the fidelity of a high-end R&D instrument with the ruggedness, versatility and ease-of-use of an industrial tool.

Applications include:

- + Validation of structural FEA (Finite Element Analysis)
- + Identification of areas of structural weakness
- + Structural health monitoring
- + Detection, monitoring and characterisation of fatigue cracks
- + Non-Destructive Inspection (NDI)
- + Research and teaching in structural mechanics

Advanced Stress Imaging, Simplified

With an ultimate stress sensitivity of $< 1 \text{ MPa}^1$, the 1MILLIKELVIN LTS-640V has ample precision for the most demanding of applications, but none of the complexity you might expect. Getting started is a matter of 'plug and play'.

The in-built visual sensor along with the visual-stress fusion function allows for easy identification and location of critical stress regions.

MiTE Suite

Packaged with all systems is the powerful MiTE Suite software package, providing:

- + Full complex-valued thermoelastic response
- + Real-time display for Visual and Infrared
- + Semi real-time display (user selectable frame rate) for Stress and Stress-Visual Fusion
- + Real-time stress monitoring for damage detection and trend analysis
- + Plotting functions
- + Point and ROI metrics
- + Stress and strain calibrations

IMAGING

INFRARED SENSOR

Detector	Uncooled microbolometer, VOx
Detector Array	640 x 512 pixels
Spectral Range	LWIR (Long Wave Infrared): 7.5 – 13.5 μm
Frame Rate	60 Hz
Lens	14 mm focal length, 32° HFOV
Stress Sensitivity	< 1 MPa ¹
Thermal Sensitivity	< 1 mK processed ²

VISUAL SENSOR

Sensor Resolution	5 Megapixels
Pixel size	1.4 x 1.4 μm
Shutter	Rolling
Video Resolution	1280 x 720, 30 fps 1920 x 180, 10 fps 2592 x 1944, 15 fps

CONNECTIVITY

PC Connection	USB-B (camera) to USB-A (computer)
Load Signal Input	2-pin terminal connector or MMCX connector
Power Input	12 V DC (AC-DC power supply included)

MECHANICAL

Dimensions	67 mm x 85 mm x 140 mm (W x H x L)
Weight	650 g
Tripod Mount	1/4"-20 & 3/8"-16 UNC

ELECTROMAGNETIC COMPATIBILITY

EMC Compliance	EN 55032: 2015 AS/NZS CISPR 32: 2015 EN IEC 61000-6-4: 2019 AS/NZS 61000.6.4: 2012 EN IEC 61000-6-2: 2019
----------------	---

¹ Typical value for aircraft grade aluminium alloy. Varies with processing time.

² Varies with processing time.

